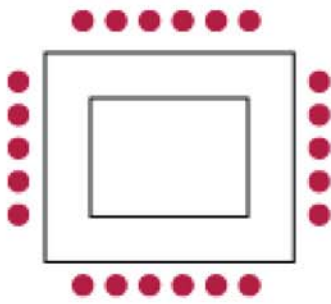


Room Set-up Styles



Block Style

Block Style

Conference tables placed in a rectangular outline with open space in the middle. Appropriate for groups fewer than 40 where there is a group leader or panel seated at the head of the set up.

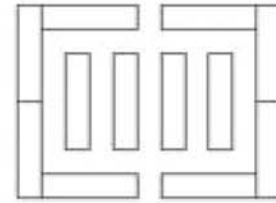



Exhibit Style

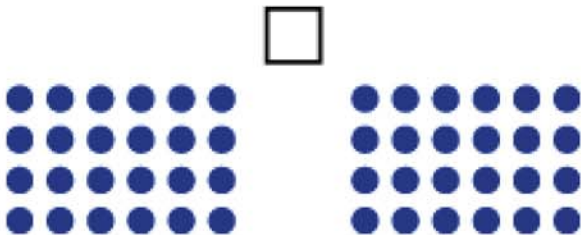
Allows for seating to be surrounded by display areas.



Classroom Style

Classroom Style


Rows of tables with 2-3 chairs at each one, with tables arranged to face the front of the room. Most desirable for long lectures.



Auditorium/Theater Style

Theater Style

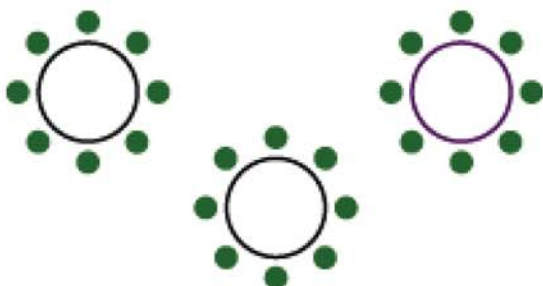
Rows of chairs facing the front of the room, usually divided by center and/or side aisles. Appropriate for short lectures or larger groups that do not require extensive note-taking.



U-Shape

U-Shape

U or C shaped table set up with chairs on outside perimeter. Perfect for presentations that include group discussion, note-taking or handouts.



Banquet Style

Banquet Style

Round tables with 8 chairs. Perfect for served meals and/or conference sessions with small breakout or discussion groups.